



2012-13 Community Impact Grants – Create an e-CImpact account (for new service providers that do not have an account)

September 2011



Create an e-CImpact account, and login to your e-CImpact webpage

How to:

- Create a new e-Cimpact account (if you are new to e-CImpact)
- Login to e-CImpact
- Locate the Stewardship section of your e-CImpact website

Access the e-Cimpact login from <http://UnitedWayDallas.org>



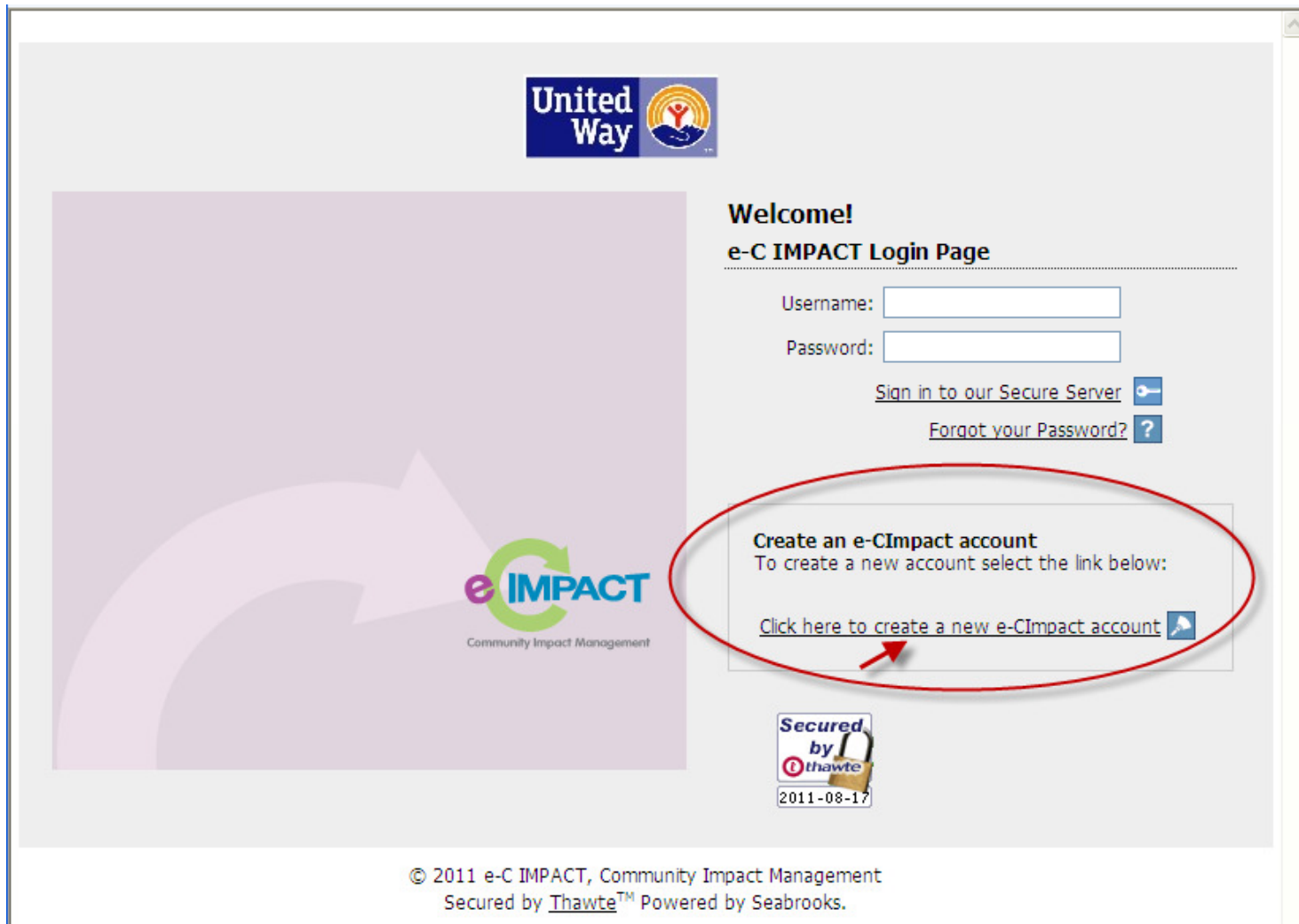
The screenshot shows the United Way of Metropolitan Dallas website. At the top, there is a navigation bar with a home icon, 'ABOUT US', 'OUR WORK', 'OUR IMPACT', and 'GET INVOLVED'. To the right of this bar is an email address input field, 'JOIN US', and 'DONATE' buttons. Below the navigation bar, the main content area is divided into sections: 'Log In', 'Agencies/Service Providers', 'Volunteers', and 'Campaign Coordinators'. The 'Log In' section is circled in red, and a red arrow points to it from the text on the right. The 'Agencies/Service Providers' section contains a list of links, with 'e-C Impact' circled in red and a red arrow pointing to it from the text on the right. The 'Volunteers' section contains links for finding or managing volunteer opportunities, community investment grants panel volunteers, and post-volunteer opportunities. The 'Campaign Coordinators' section contains links for accessing reports and managing the United eWay campaign, and campaign tools. On the right side of the main content area, there are three large blue buttons: 'GIVE', 'ADVOCATE', and 'VOLUNTEER'. At the bottom of the page, there is a footer with contact information, a search bar, and a grid of links under the headings 'About Us', 'Our Work', 'Our Impact', 'Agency Resources', and 'Stay Connected'. The 'Agency Resources' section contains a link for 'e-C Impact Login', which is circled in red and has a red arrow pointing to it from the text on the right.

From any page, click the “Log In” link at the top of the page, where you can find a link to e-Cimpact

Or just click the “e-Cimpact Login” link at the bottom of any page

If your agency is new to the United Way system, create an e-CImpact account.

Link to login screen: <https://agency.e-cimpact.com/login.aspx?org=46217F>



The screenshot shows the e-CIMPACT login page. At the top left is the United Way logo. Below it is a large graphic with the e-CIMPACT logo and the text "Community Impact Management". On the right side, there is a "Welcome! e-C IMPACT Login Page" section. It contains two input fields for "Username:" and "Password:". Below these are two links: "Sign in to our Secure Server" with a key icon and "Forgot your Password?" with a question mark icon. A red oval highlights a box containing the text "Create an e-CImpact account" and "To create a new account select the link below:". Below this box is a link "Click here to create a new e-CImpact account" with a right-pointing arrow icon. A red arrow points to this link. At the bottom of the page, there is a "Secured by Thawte" logo and the date "2011-08-17".


© 2011 e-C IMPACT, Community Impact Management
Secured by [Thawte](#)™ Powered by Seabrooks.

Steps in the process

- You must provide a valid EIN in order to create a new account
- Complete the required information
- Submit your application for a new account
- Wait for email notification that your application has been approved
- After your application is approved, enter your username and password to login to your website

Current United Way Service Providers simply login to your existing e-CImpact Account.

Link to Service Provider login screen: <https://agency.e-cimpact.com/login.aspx?org=46217F>



© 2010 e-CIMPACT.com Community Impact Management
Secured by [Thawte](#)™ Powered by Seabrooks

Enter your username and password to Login to your e-CImpact website.



The screenshot shows the login page for the United Way of Metropolitan Dallas Community Impact Systems (eCIS). At the top left is the United Way logo and the text "United Way of Metropolitan Dallas Community Impact Systems (eCIS)". Below this is a large graphic with the "e IMPACT" logo and the text "Community Impact Management". On the right side, there is a "Welcome!" section titled "e-C IMPACT Site Login Page". It contains two input fields: "Username:" and "Password:". A red arrow points to the "Password:" field. Below the fields are two buttons: "Sign in to our Secure Server" with a key icon and "Forgot your Password?" with a question mark icon. Further down, there is a section titled "Are you new to e-C IMPACT?" with the text "Signing up is easy." and a button "Create an e-C IMPACT Account" with a person icon. At the bottom right, there is a "Secured by Thawte" logo with a padlock icon and the date "2010-08-05".

© 2010 e-CIMPACT.com Community Impact Management
Secured by [Thawte](#)™ Powered by Seabrooks

After you login, look for the 2011 Stewardship section on your website

z(TEST) AAA Test Agency

[Home](#)

[Service Provider Profile](#)

[Contacts](#)

[Statements](#)

[Program Profiles](#)

Event Schedule

[Events Archive \(1\)](#)

[Site Visits Archive \(1\)](#)

Annual Reporting - Client Data

2009-2010

[July 2009 - June 2010](#)

2010-2011

[July 2010 - June 2011](#)

Citi Grant Proposals

Funding Year 2011/12

[2011 Citi Grant Application](#)

Community Impact Grant Process

Funding Year 2010 - 2011

[Dallas County Grant Application](#)

Funding Year 2011 - 2012

[Community Impact Grant Application](#)

x Logic Model Test

[Logic Model Test](#)

Stewardship Review

2010 Stewardship Review

[Stewardship 2010](#)

2011 Stewardship Review

[Stewardship 2011](#)

Resource Center

Calendar

≤ August 2011 ≥

Sun	Mon	Tue	Wed	Thu	Fri	Sat
31	1	2	3	4	5	6
7	8	9	10	11	12	13
14	15	16	17	18	19	20
21	22	23	24	25	26	27
28	29	30	31	1	2	3
4	5	6	7	8	9	10

None scheduled.


LATEST UPDATES & NEWS

Reporting Annual Client Data in e-CImpact

Friday, June 03, 2011

REMINDER: Annual client data reports for the period July 1, 2010 - June 30, 2011 are due on MONDAY, JULY 25th.

Tools & Tips




Spell Checker

Friday, September 01, 2006

Look in the Resource Center immediately to the left for instructions on installing an on-line spell checker into e-CImpact.


Agencylink



Agencylink

Tuesday, June 14, 2011

Get your United Way Campaign designation information right on-line from Agencylink. Just click the link below(will open as a second window): Agencylink



Open the Stewardship packet, and use the Edit button to view the forms and attachments



z(TEST) AAA Test Agency

Home
Service Provider Profile
Contacts
Statements
Program Profiles

Event Schedule
Events Archive (1)
Site Visits Archive (1)

Annual Reporting - Client Data
2009-2010
July 2009 - June 2010
2010-2011
July 2010 - June 2011
Citi Grant Proposals
Fundina Year 2011/12

Stewardship 2011 > Form Packets

Application Status: Initial

Form Packet	Packet Type	Status	Actions
z(TEST) AAA Test Agency	Service Provider	Initial	Edit

Submit Application

[Export Entire Application To Adobe PDF \(Large Font\)](#)

Complete the three Stewardship forms, and upload attachments



Stewardship 2011 > Packet Summary

Packet Status: Initial

Form	Status	Actions
*Form 1: Stewardship Checklist	Initial	Edit
*Form 2: Patriot Act Compliance	Initial	Edit
*Form 3: Disclosure & Approval Form	Initial	Edit

* Required Form

Stewardship Documents
Please upload the following documents.

Packet Attachments	View/Upload **	Delete
* a) Audit	<input type="text"/> Browse...	
b) Managment Letter	<input type="text"/> Browse...	
* c) Tax Return	<input type="text"/> Browse...	
* d) Budget	<input type="text"/> Browse...	
* e) Board Roster	<input type="text"/> Browse...	
* f) Board Calendar	<input type="text"/> Browse...	
* g) Unaudited Financial Statements	<input type="text"/> Browse...	
h) Conflict of Interest Policy	<input type="text"/> Browse...	
i) Whistleblower's Policy	<input type="text"/> Browse...	
j) IRS Determination Letter	<input type="text"/> Browse...	
k) Anti-discrimination Statement	<input type="text"/> Browse...	

* Required document
** Accepted file types: pdf, doc, docx, ppt, pptx, xls, xlsx, gif, jpg, jpeg, bmp, tif, rtf, and bit. The maximum file size is 8MB.

[Back to Application Overview](#)

[Save/Upload Attachment\(s\)](#)

[Export This Packet To Adobe PDF \(Large Font\)](#)

Find additional information & instructions in the Stewardship section of the Resource Center

z(TEST) AAA Test Agency

[Home](#)

[Service Provider Profile](#)

[Contacts](#)

[Statements](#)

[Program Profiles](#)

Event Schedule

[Events Archive \(1\)](#)

[Site Visits Archive \(1\)](#)

Annual Reporting - Client Data

2009-2010

[July 2009 - June 2010](#)

2010-2011

[July 2010 - June 2011](#)

Citi Grant Proposals

Funding Year 2011/12

[2011 Citi Grant Application](#)

Community Impact Grant Process

2010 Stewardship Review

[Stewardship 2010](#)

2011 Stewardship Review

[Stewardship 2011](#)

Resource Center

[Destination: Graduation 2011 \(1\)](#)

[Annual Reporting - Client Data \(1\)](#)

[Service Provider Marketing Toolkit \(1\)](#)

[Stewardship Review \(7\)](#)

[Community Impact Grants 2011-12 \(8\)](#)

[Spell Check \(1\)](#)

[2009 Community Needs Assessment \(3\)](#)

Resource Center > Stewardship Review

Documentation Checklist

- 7/22/2011

e-CImpact Training Material

e-CImpact Training Material - Stewardship - 9/24/2010

Ratio Template

Template used for financial ratios - 8/26/2010

Sample - Other Policies

Anti-discrimination, USA Patriot Act, Whistleblower - 8/16/2010

Sample Board Calendar

- 8/16/2010

Sample Conflict of Interest Policy

- 8/16/2010

Stewardship Staff Review form

(Completed by United Way staff members) - 7/22/2011



Contact Information for questions regarding e-CImpact website

Gene Putnam

gputnam@unitedwaydallas.org

214-978-0028